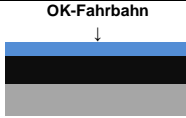
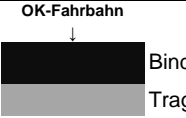


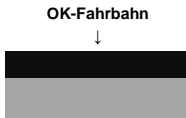

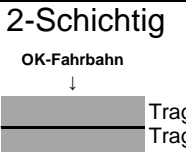


Anhang 2

Belagsarten und Stärken

	Hauptverkehrsstrasse	Sammelstrasse Erschliessungsstrasse	Trottoir
1	3.5 cm AC 11 S / AC 11 S PmB Typ E	3.5 cm AC 11 N / AC 11 S PmB Typ E	3.5 cm AC 11 N
2	8 cm + 7 cm ACT 22 S ACB 22 S	9 cm ACT 22 N	6 - 8 cm ACT 22 N
2.1	9 cm + 9 cm ACT 22 S ACB 22 S	6 cm + 6 cm ACT 22 N ACT 22 N	10 cm - 12 cm 1-Schichtig 2-Schichtig ACT 22 N
3	60 cm Kiessand I. Kl	ca. 50 cm Kiessand I. Kl	ca. 50 cm Kiessand I. Kl
4	Wandkies II. Kl	Wandkies II. Kl	Wandkies II. Kl

Belagsaufbau

	Definitive Wiederherstellung gemäss 1 und 2	1. Wiederherstellung gemäss 2.1
Hauptverkehrsstrassen		
Sammelstrassen Erschliessungsstrassen		
Trottoir		<div style="margin-bottom: 10px;"> 1-Schichtig  </div> <div> 2-Schichtig  </div>